


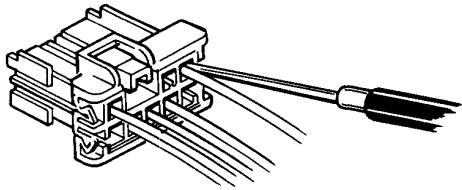
Preparation of Work

Electrical (cont'd)


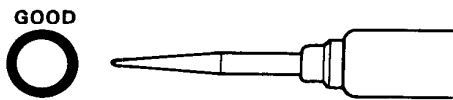
- When using the Service Tester, follow the manufacturer's instructions and those described in the Shop Manual.




- Always insert the probe of the tester from the wire harness side (except waterproof connectors).



- Make sure to use the probe with a taper tip.



- Do not drop parts.



Symbol Marks

The following symbols stand for:



:Apply engine oil.



:Apply brake fluid.



:Apply grease.



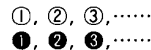
:Apply DEXRON® II Automatic Transmission Fluid.



:Apply Power Steering Fluid.



:Apply or check vacuum.



:Sequence for removal or installation.